

ICRM2020

# 6<sup>th</sup> INTERNATIONAL CONFERENCE ON RADIATION MEDICINE

CLINICAL APPLICATIONS AND INNOVATIVE APPROACHES


Venue: King Faisal Specialist Hospital & Research Centre and Alfaisal University, Riyadh, Saudi Arabia

15 - 19 JUMADA AL THANI 1441 | 09 - 13 FEBRUARY 2020

DIAGNOSTIC &  
INTERVENTIONAL  
RADIOLOGY

Track

VENUE: Alfaisal University



# Radiology Review Course

February 10 - 12, 2020



30 CME HRS  
Saudi Commission  
for Health Specialties



AACME HRS  
American Academy of  
Continuing Medical Education



30 CPD Credits  
CPD Scheme of the Royal  
College of Radiologists

RADIOLOGY REVIEW COURSE  
Diagnostic & Interventional Radiology Track


ICRM2020 - [www.radmed.org](http://www.radmed.org)

FOR MORE INFORMATION, PLEASE CONTACT

Biomedical Physics Department, Email: [icrm2020@kfshrc.edu.sa](mailto:icrm2020@kfshrc.edu.sa), Tel. No.: +966 (11) 442-7879

<http://www.radmed.org>

# SPEAKERS



## Adnan Sheikh, MD

Musculoskeletal & Emergency Radiologist  
Director, Advances Musculoskeletal Interventions  
Medical Director & Associate Editor,  
3D Printing in Medicine  
Associate Professor, University of Ottawa,  
The Ottawa Hospital, Ottawa, Ontario, Canada



## Ajaykumar Morani, MD

Co-director of Pediatric Abdominal Imaging,  
Department of Diagnostic Radiology,  
Division of Diagnostic Imaging,  
The University of Texas MD Anderson Cancer  
Center, Houston, Texas, USA



## Ali Guermazi, MD, PhD

Professor, Radiology & Medicine  
Vice Chair, Academic Affairs  
Assistant Dean, Office of Diversity  
Director, Quantitative Imaging Center (QIC)  
Boston University School of Medicine  
Boston Medical Center, Boston, MA, USA



## Eric Stern, MD

Professor of Radiology, University of Washington  
Adjunct Professor of Medicine,  
Medical Education & Bioinformatics  
Adjunct Professor, Global Health  
Vice-Chair, Academic Affairs, Seattle, USA



## Evis Sala, MD, PhD

Professor & Honorary Consultant Radiologist,  
Department of Radiology  
University of Cambridge, University Hospitals  
NHS Foundation Trust  
Cambridge, UK



## Hamid Mojibian, MD

Associate Professor of Radiology and  
Biomedical Imaging  
Director, Cardiac CT/MR Imaging  
Associate Professor of Internal Medicine  
Yale University School of Medicine  
New Haven, USA



## Jessica Leung, MD

Professor & Section Chief, Breast Imaging,  
Department of Diagnostic Radiology,  
Division of Diagnostic Imaging,  
The University of Texas MD Anderson Cancer  
Center, Houston, Texas, USA




## Jorge Soto, MD

Chairman, Department of Radiology  
Boston University Medical Center  
Professor, Radiology  
Boston University School of  
Medicine, Boston, USA



## Kamran Ahrar, MD

Professor, Department of  
Interventional Radiology, Thoracic  
and Cardiovascular Surgery  
The University of Texas MD  
Anderson Cancer Center  
Houston, Texas




## Khaled Elsayeres, MD

Professor, Director of Mentoring  
and Advancement  
Abdominal Imaging,  
Division of Diagnostic Imaging,  
The University of Texas MD  
Anderson Cancer Center,  
Houston, Texas, USA



## Manzoor Ahmed, MD

Consultant Radiologist/  
Neuro-radiology,  
Radiology-Medical Affairs  
Sheikh Khalifa Medical City  
Abu Dhabi, UAE



## Robert Paul Guillerman, MD

Professor of Radiology,  
Baylor College of Medicine  
Department of Pediatric Radiology  
Texas Children's Hospital  
Houston, Texas, USA



## Sadhna Verma, MD

Professor of Radiology  
University of Cincinnati Medical center  
Cincinnati, Ohio, USA



## Suresh K. Mukherji, MD

Professor of Radiology, Marian University  
Director of Head & Neck Radiology,  
ProScan Imaging  
Regional Medical Director,  
Envision Physician Services  
Indianapolis, USA



## Vikas Kundra, MD, PhD

Professor, Dept. of Abdominal Imaging,  
Director Molecular Imaging,  
Professor, Dept. of Cancer Systems  
Imaging, Division of Diagnostic Imaging  
The University of Texas MD Anderson  
Cancer Center, Houston, Texas

# PROGRAM SCHEDULE

## MONDAY, 10 FEBRUARY 2020

### Session 1: Pedia

Coordinator: Dr. Faisal Bin Hussain		Chairperson/Moderator: Dr. Ahmad Alqatib & Dr. Khalid Alharbi	
8:00-8:20	Incidentalomas - <i>Robert Guillerman</i>	8:40-9:00	Pediatric Liver masses - <i>Ajaykumar Morani</i>
8:20-8:40	Congenital Lung Malformations & Tumors - <i>Robert Guillerman</i>	9:00-9:30	Pediatric gynaecologic masses - <i>Ajaykumar Morani</i>
9:30-10:00	Coffee Break	12:00-13:30	Prayer and Lunch Break

### Session 2: GIT

Coordinator: Dr. Khaled Alsayeres		Chairperson/Moderator: Dr. Javed Ahmad & Dr. Ali Aljumaa	
13:30-14:00	CT of bowel obstruction: what really matters - <i>Jorge Soto</i>	14:30-15:30	Gastrointestinal Oncologic Case Review - <i>Khaled Elsayeres</i>
14:00-14:30	CT and MR of Crohn's disease - <i>Jorge Soto</i>		
15:30-16:00	Prayer & Coffee Break		

### Session 3: Cardiothoracic

Coordinator: Dr. Abdullah AlJebreen		Chairperson/Moderator: Dr. Abdulmalik Aldakhil	
16:00-16:30	Imaging of Small Airways Diseases - <i>Eric Stern</i>	16:30-17:00	From Indication to Impression: cases from cardiac reading room - <i>Hamid Mojibian</i>
		17:00-17:30	Imaging of Blunt Thoracic Trauma - <i>Eric Stern</i>

## TUESDAY, 11 FEBRUARY 2020

### Session 4: MSK

Coordinator: Dr. Khalid Ismail		Chairperson/Moderator: Dr. Abdulrahman Khawaji & Dr. Bayan Altassan	
8:00-8:20	Imaging of bone marrow edema: trauma and degenerative disease - <i>Ali Guermazi</i>	8:40-9:00	Bone neoplasm cases - <i>Adnan sheikh</i>
8:20-8:40	Imaging in bone marrow in hematological malignancies - <i>Ali Guermazi</i>	9:00-9:30	Shoulder and wrist trauma - <i>Adnan sheikh</i>
9:30-10:00	Coffee Break	12:00-13:30	Prayer and Lunch Break

### Session 5: Breast

Coordinator: Dr. Nuha Khoumais		Chairperson/Moderator: Dr. Riham Eiada & Dr. Nayef Alhinti	
13:30-14:30	Multimodality Breast Imaging: Case-based Review - <i>Jessica Leung</i>	14:30-15:30	Imaging of the acute female pelvis - <i>Evis Sala</i>
15:30-16:00	Prayer & Coffee Break		

### Session 6: GU

Coordinator: Dr. Khaled Alsayeres		Chairperson/Moderator: Dr. Mosleh Alraddadi & Dr. Mohammad Aljarie	
16:00-16:30	Algorithmic Approach to Characterization of Adnexal Masses on MRI - <i>Evis Sala</i>	16:30-17:00	GU emergencies - <i>Sadhna Verma</i>
		17:00-17:30	Hereditary Renal Cell Carcinoma - <i>Vikas Kundra</i>

## WEDNESDAY, 12 FEBRUARY 2020

### Session 7: IR

Coordinator: Dr. Bandar Safar		Chairperson/Moderator: Dr. Ahmed Alehaideb & Dr. Refaan Naji Alajmi	
8:00-8:20	Principles of hepatic angiography/ science behind embolotherapy - <i>Robert J Lewandowski</i>	8:40-9:00	Advanced techniques for ablation of complex renal tumors/Ablation of liver tumors in anatomically difficult locations - <i>Kamran Ahrar</i>
8:20-8:40	Complex IVC Filter retrieval/ Vascular Compression Syndromes - <i>Robert J Lewandowski</i>	9:00-9:30	Image guided biopsy/ Preoperative embolization of vertebral metastases - <i>Kamran Ahrar</i>
9:30-10:00	Coffee Break	12:00-13:30	Prayer and Lunch Break

### Session 8: NR

Coordinator: Dr. Husam Almuhaish		Chairperson/Moderator: Dr. Joti Bhattacharya & Dr. Alwaleed S. Alqahtani	
13:30-14:00	CT Perfusion: The Basics - <i>Suresh K. Mukherji</i>	14:30-15:00	5 Pieces of Important Head & Neck Anatomy - <i>Suresh K. Mukherji</i>
14:00-14:30	5 Pieces of Important Head & Neck Anatomy - <i>Suresh K. Mukherji</i>	15:00-15:30	Acute Stroke Imaging after 2019 Guidelines: Tubes, Tissue & Time Imaging - <i>Manzoor Ahmed</i>
15:30-16:00	Prayer & Coffee Break		